

ACE SOFTWARE EXPORTS LTD.

801, "Everest", Opp. Shashtri Maidan, Rajkot - 360 001 (Guj.)
Phone : 0281-2226097 Fax : 2232918 Email : investorinfo@acesoftex.com

Ref: acesoftware/BSE/ clause35/shareholdingpattern/Dec2011
Asel\2011-12\052

January 31, 2012

To,
The Department of Corporate Services,
The Bombay stock Exchange Ltd.,
Phiroz Jeejeebhoy Towers,
Dalal Street,
Mumbai - 400 001.

ATTN:- The Department of Corporate Services

Sub.:- Submission of shareholding pattern as on 31st December, 2011

Dear Sir,

With reference to the above subject, we are enclosing herewith the Shareholding pattern for the quarter ended on 31st December, 2011.

Please take the same on your records.

Thanking you,

Yours faithfully,

For, **ACE SOFTWARE EXPORTS LIMITED;**
For Ace Software Exports Ltd.



Authorized Signatory

(Authorised Signatory)

ITN
E

4:07



Introductory sub-table (I)(a)

Name of the Company : ACE SOFTWARE EXPORTS LIMITED			
Scrip Code, Name of the scrip, class of security : 531525			
Quarter ended : 31st DECEMBER, 2011			
Partly paid-up shares:-			
	No. of partly paid-up shares	As a % of total no. of partly paid-up shares	As a % of total no. of shares of the company
Held by promoter/promoter group	0	0	0
Held by public	0	0	0
	0		
Total - D	0	0	0
Outstanding convertible securities:-			
	No. of outstanding securities	As a % of total no. of outstanding convertible securities	As a % of total no. of shares of the company, assuming full conversion of the convertible securities
Held by promoter/promoter group	0	0	0
Held by public	0	0	0
Total - E	0	0	0
Warrants:-			
	No. of warrants	As a % of total no. of warrants	As a % of total no. of shares of the company, assuming full conversion of warrants
Held by promoter/promoter group	0	0	0
Held by public	0	0	0
Total - F	0	0	0
Total paid-up capital of the company, assuming full conversion of warrants and convertible securities			
	4680000	0	0


For Ace Software Exports Ltd.


Joint Managing Director

Statement Showing Shareholding Pattern : Ace Software Exports Ltd.


Category code	Category of Shareholder	Number of Shareholders	Table (I)(a)		As on 31st December, 2011		Shares Pledged or otherwise encumbered	
			Total number of shares	Number of shares held in dematerialized form	Total shareholding as a percentage of total number of shares		Number of shares	As a percentage
					As a percentage of (A+B)	As a percentage of (A+B+C)		
(I)	(II)	(III)	(IV)	(V)	(VI)	(VII)	(VIII)	(IX) = (VIII)/(IV)*100
(A)	Shareholding of Promoter and Promoter							
1	Indian							
(a)	Individuals/ Hindu Undivided Family	28	2892493	2892493	61.81	61.81	0	0.00
(b)	Central Government/ State Government(s)	0	0	0	0.00	0.00	0	0.00
(c)	Bodies Corporate	0	0	0	0.00	0.00	0	0.00
(d)	Financial Institutions/ Banks	0	0	0	0.00	0.00	0	0.00
(e)	Any Others(Specify)	0	0	0	0.00	0.00	0	0.00
(e-i)					0.00	0.00	0	0.00
(e-ii)								
	Sub Total(A)(1)	28	2892493	2892493	61.81	61.81	0	0.00
2	Foreign							
a	Individuals (Non-Residents Individuals/ Foreign Individuals)	0	0	0	0.00	0.00	0	0.00
b	Bodies Corporate	0	0	0	0.00	0.00	0	0.00
c	Institutions	0	0	0	0.00	0.00	0	0.00
d	Any Others(Specify)	0	0	0	0.00	0.00	0	0.00
d-i								0.00
d-ii								
	Sub Total(A)(2)	0	0	0	0.00	0.00	0	0.00
	Total Shareholding of Promoter and	28	2892493	2892493	61.81	61.81	0	0.00
(B)	Public shareholding							
1	Institutions							
(a)	Mutual Funds/ UTI	0	0	0	0.00	0.00	0	0.00
(b)	Financial Institutions/ Banks	0	0	0	0.00	0.00	0	0.00
(c)	Central Government/ State Government(s)	0	0	0	0.00	0.00	0	0.00
(d)	Venture Capital Funds	0	0	0	0.00	0.00	0	0.00
(e)	Insurance Companies	0	0	0	0.00	0.00	0	0.00
(f)	Foreign Institutional Investors	0	0	0	0.00	0.00	0	0.00
(g)	Foreign Venture Capital Investors	0	0	0	0.00	0.00	0	0.00
(h)	Any Other (specify)	0	0	0	0.00	0.00	0	0.00
(h-i)	Foreign Nationals	0	0	0	0.00	0.00	0	0.00
(h-ii)	Non Resident Indians (Repat)	0	0	0	0.00	0.00	0	0.00
	Non Resident Indians (Non Repat)	0	0	0	0.00	0.00	0	0.00
	Sub-Total (B)(1)	0	0	0	0.00	0.00		0.00
B 2	Non-institutions							
(a)	Bodies Corporate	66	56672	49872	1.21	1.21	0	0.00
(b)	Individuals							
I	Individuals -i. Individual shareholders holding nominal share capital up to Rs 1 lakh	3476	1299569	899062	27.77	27.77		0.00
II	ii. Individual shareholders holding nominal share capital in excess of Rs. 1 lakh.	13	398299	374299	8.51	8.51		0.00
(c)	Any Other (specify)	10	3638	3638	0.08	0.08		0.00
(c-i)	Clearing Members							
(c-ii)	Foreign Nationals							
	Non Resident Indians (Repat)	34	24698	3598	0.53	0.53		0.00
	Non Resident Indians (Non Repat)	7	4631	4631	0.10	0.10		0.00
	Sub-Total (B)(2)	3606	1787507	1335100	38.19	38.19		0.00
(B)	Total Public Shareholding (B)= (B) (1)+(B)(2)	3606	1787507	1335100	38.19	38.19		0.00
	TOTAL (A)+(B)	3634	4680000	4227593	100.00	100.00		0.00
(C)	Shares held by Custodians and against which Depository Receipts have been issued							
1	Promoter and Promoter Group	0	0	0	0	0.00		0.00
2	Public	0	0	0	0	0.00		0
	Sub-Total (C)	0	0	0				0
	GRAND TOTAL (A)+(B)+(C)	3634	4680000	4227593			100.00	0

For Ace Software Exports Ltd.


Joint Managing Director

Notes

For Ace Software Exports Ltd.


Managing Director

(I)(b) Statement showing holding of securities (including shares, warrants, convertible securities) of persons belonging to the category "Promoter and Promoter Group" (As on 31st December, 2011)

Sr. No.	Name of the shareholder	Details of Shares held		Encumbered shares (*)			Details of warrants		Details of convertible securities		Total shares (including underlying shares assuming full conversion of warrants and convertible securities) as a % of
		Number of shares held	As a % of grand total (A)+(B)+(C)	No.	As a percentage	As a % of grand total (A)+(B)+(C) of sub-clause (I)(a)	Number of warrants held	As a % total number of warrants of the same class	Number of convertible securities held	As a % total number of convertible securities of the same class	
(I)	(II)	(III)	(IV)	(V)	(VI)=(V)/(III)*100	(VII)	(VIII)	(IX)	(X)	(XI)	(XII)
1	Samishaben Ajakumar Patel	3100	0.07	0	0.00	0.00	0	0	0	0	
2	Vikram B Sanghani	410075	8.76	0	0.00	0.00	0	0	0	0	
3	Vikram B Sanghani (HUF)	82400	1.76								
4	Bhupat C Sanghani	191750	4.10	0	0.00	0.00	0	0	0	0	
5	Sanjay Harilal Dhamsania	498300	10.65	0	0.00	0.00	0	0	0	0	
6	Jamkunverben Harilal Dhamsania	156000	3.33	0	0.00	0.00	0	0	0	0	
7	Bina V Sanghani	32600	0.70	0	0.00	0.00	0	0	0	0	
8	Harilal Thakershi Dhamsania	289500	6.19	0	0.00	0.00	0	0	0	0	
9	Jay Bhupat Sanghani	269300	5.75	0	0.00	0.00	0	0	0	0	
10	Madhvi Sanjaybhai Dhamsania	3000	0.06	0	0.00	0.00	0	0	0	0	
11	Vikram B Sanghani & Sanjay Harilal Dhamsania & Rahul J Kalaria	390000	8.33	0	0.00	0.00	0	0	0	0	
12	Vikram B Sanghani & Sanjay Harilal Dhamsania	219368	4.69	0	0.00	0.00	0	0	0	0	
13	Rahul J Kalaria	26000	0.56	0	0.00	0.00	0	0	0	0	
14	Rahul J Kalaria (HUF)	20000	0.43	0	0.00	0.00	0	0	0	0	
15	Harsha Rahul Kalaria	60000	1.28	0	0.00	0.00	0	0	0	0	
16	Pushpaben J Kalaria	60000	1.28	0	0.00	0.00	0	0	0	0	
17	Jayantibhai B. Kalaria(HUF)	50000	1.07	0	0.00	0.00	0	0	0	0	
18	Jayantibhai B. Kalaria	30000	0.64	0	0.00	0.00	0	0	0	0	
19	Jayati Shunak Kalaria	60000	1.28	0	0.00	0.00	0	0	0	0	
20	Shaunak Jayantibhai Kalaria(HUF)	20000	0.43	0	0.00	0.00	0	0	0	0	
21	Shaunak Jayantibhai Kalaria	21100	0.45	0	0.00	0.00	0	0	0	0	
TOTAL		2892493	61.81	0	0.00	0.00	0	0	0	0	0

(*) The term "encumbrance" has the same meaning as assigned to it in regulation 28(3) of the SAST Regulations, 2011


For Ace Software Exports Ltd.

[Signature]
Joint Managing Director.

(I)(c)(i) Statement showing holding of securities (including shares, warrants, convertible securities) of persons belonging to the category "Public" and holding more than 1% of the total number of shares (As on 31st December, 2011)

Sr. No.	Name of the shareholder	Number of shares held	Shares as a percentage of total number of shares {i.e., Grand Total (A)+(B)+(C) indicated in Statement at para (I)(a) above}	Details of warrants		Details of convertible securities		Total shares (including underlying shares assuming full conversion of warrants and convertible securities) as a % of diluted share capital
				Number of warrants held	As a % total number of warrants of the same class	Number of convertible securities held	% w.r.t total number of convertible securities of the same class	
1	Pushpa Dinkerbhai	125308	2.68	0	0	0	0	0
				0	0	0	0	0
TOTAL		125308	2.68	0	0	0	0	0

For Ace Software Exports Ltd.


Joint Managing Director.

(I)(c)(ii) Statement showing holding of securities (including shares, warrants, convertible securities) of persons (together with PAC) belonging to the category "Public" and holding more than 5% of the total number of shares of the company

Sr. No.	Name(s) of the shareholder(s) and the Persons Acting in Concert (PAC) with them	Number of shares	Shares as a percentage of total number of shares (i.e., Grand Total (A)+(B)+(C) indicated in Statement at para (I) (a) above}	Details of warrants		Details of convertible securities		Total shares (including underlying shares assuming full conversion of warrants and convertible securities) as a % of diluted share capital
				Number of warrants	As a % total number of warrants of the same class	Number of convertible securities held	% w.r.t total number of convertible securities of the same class	
NOT APPLICABLE								
TOTAL		0	0.00	0	0	0	0	0


For Ace Software Exports Ltd.


Joint Managing Director.

(I)(d) Statement showing details of locked-in shares

Sr. No.	Name of the shareholder	Number of locked-in shares	Locked-in shares as a percentage of total number of shares (i.e., Grand Total (A)+(B)+(C) indicated in Statement at para (I) (a) above)
NOT APPLICABLE			
TOTAL		0	0

For Ace Software Experts Ltd.


Joint Managing Director

(II)(a) Statement showing details of Depository Receipts (DRs)


Sr. No.	Type of outstanding DR (ADRs, GDRs, SDRs, etc.)	Number of outstanding DRs	Number of shares underlying outstanding DRs	Shares underlying outstanding DRs as a percentage of total number of shares {i.e., Grand Total (A)+(B)+(C) indicated in Statement at para (I)}
NOT APPLICABLE				
TOTAL		0	0	0

For App Software Experts Ltd.



(II)(b) Statement showing holding of Depository Receipts (DRs), where underlying shares held by "promoter/promoter group" are in excess of 1% of the total number of shares

Sr. No.	Name of the DR Holder	Type of outstanding DR (ADRs, GDRs, SDRs, etc.)	Number of shares underlying outstanding DRs	Shares underlying outstanding DRs as a percentage of total number of shares {i.e., Grand Total (A)+(B)+(C) indicated in Statement at para (I)(a) above}
NOT APPLICABLE				
TOTAL	0	0	0	


 Director
 Company Name