

# ACE SOFTWARE EXPORTS LTD.

801, "Everest", Opp. Shashtri Maidan, Rajkot - 360 001 (Guj.)  
Phone : 0281-2226097 Fax : 2232918 Email : investorinfo@acesoftex.com

Ref: acesoftware/BSE/ clause35/shareholdingpattern/Sept.2013  
Asel\2013-14\025

September, 8 2013

To,  
The Department of Corporate Services,  
BSE Ltd.  
First Floor,  
Phiroz Jeejeebhoy Towers,  
Dalal Street, Mumbai - 400 001.

ATTN:- Mr. Jeevan Noroonha, Mr. Marian D'souza

Sub.- Submission of shareholding pattern as on 30<sup>th</sup> September, 2013  
Ref:- ACE SOFTWARE EXPORTS LIMITED (Script Code No. 531525)

Dear Sir,

With reference to the above subject, we are enclosing herewith the Shareholding pattern for the quarter ended on 30<sup>th</sup> September, 2013

Please take the same on your records.

Thanking you,

Yours faithfully,

For, ACE SOFTWARE EXPORTS LIMITED,


  
(VIKRAM SANGHANI)  
Jt. Managing Director



Encl : As above

Introductory sub-table (I)(a)			
<b>Name of the Company : ACE SOFTWARE EXPORTS LIMITED</b>			
<b>Scrip Code, Name of the scrip, class of security : 531525</b>			
<b>Quarter ended : 30th September, 2013</b>			
<b>Partly paid-up shares:-</b>	<b>No. of partly paid-up shares</b>	<b>As a % of total no. of partly paid-up shares</b>	<b>As a % of total no. of shares of the company</b>
Held by promoter/promoter group	0	0	0
Held by public	0	0	0
	0		
<b>Total - D</b>	<b>0</b>	<b>0</b>	<b>0</b>
<b>Outstanding convertible securities:-</b>	<b>No. of outstanding securities</b>	<b>As a % of total no. of outstanding convertible securities</b>	<b>As a % of total no. of shares of the company, assuming full conversion of the convertible securities</b>
Held by promoter/promoter group	0	0	0
Held by public	0	0	0
<b>Total - E</b>	<b>0</b>	<b>0</b>	<b>0</b>
<b>Warrants:-</b>	<b>No. of warrants</b>	<b>As a % of total no. of warrants</b>	<b>As a % of total no. of shares of the company, assuming full conversion of warrants</b>
Held by promoter/promoter group	0	0	0
Held by public	0	0	0
<b>Total - F</b>	<b>0</b>	<b>0</b>	<b>0</b>
<b>Total paid-up capital of the company, assuming full conversion of warrants and convertible securities</b>	<b>4680000 Share of Rs. 10/- each</b>		<b>0</b>

M




**Statement Showing Shareholding Pattern : Ace Software Exports Ltd.**

Category code	Category of Shareholder	Number of Shareholders	Table (I)(a)		As on 30th September, 2013		Shares Pledged or otherwise encumbered	As a percentage	
			Total number of shares	Number of shares held in dematerialized form	Total shareholding as a percentage of total number of shares				
			(IV)	(V)	As a percentage of (A+B) <sup>1</sup>	As a percentage of (A+B+C)			
(I)	(II)	(III)	(IV)	(V)	(VI)	(VII)	(VIII)	(IX) = (VIII)/(IV)*100	
<b>(A)</b>	<b>Shareholding of Promoter and Promoter Group</b>								
<b>1</b>	<b>Indian</b>								
(a)	Individuals/ Hindu Undivided Family	23	2938849	2938849	62.80	62.80	0	0.00	
(b)	Central Government/ State Government(s)								
(c)	Bodies Corporate	0	0	0	0.00	0.00	0	0.00	
(d)	Financial Institutions/ Banks	0	0	0	0.00	0.00	0	0.00	
(e)	Any Others(Specify)	0	0	0	0.00	0.00	0	0.00	
(e-i)					0.00	0.00	0	0.00	
(e-ii)					0.00	0.00	0	0.00	
	<b>Sub Total(A)(1)</b>	<b>23</b>	<b>2938849</b>	<b>2938849</b>	<b>62.80</b>	<b>62.80</b>	<b>0</b>	<b>0.00</b>	
<b>2</b>	<b>Foreign</b>								
a	Individuals (Non-Residents Individuals/ Foreign Individuals)	0	0	0	0.00	0.00	0	0.00	
b	Bodies Corporate	0	0	0	0.00	0.00	0	0.00	
c	Institutions	0	0	0	0.00	0.00	0	0.00	
d	Any Others(Specify)	0	0	0	0.00	0.00	0	0.00	
d-i									
d-ii									
	<b>Sub Total(A)(2)</b>	<b>0</b>	<b>0</b>	<b>0</b>	<b>0.00</b>	<b>0.00</b>	<b>0</b>	<b>0.00</b>	
	<b>Total Shareholding of Promoter and Promoter Group (A)= (A)(1)+(A)(2)</b>	<b>23</b>	<b>2938849</b>	<b>2938849</b>	<b>62.80</b>	<b>62.80</b>	<b>0</b>	<b>0.00</b>	
<b>(B)</b>	<b>Public shareholding</b>								
<b>1</b>	<b>Institutions</b>								
(a)	Mutual Funds/ UTI	0	0	0	0.00	0.00	0	0.00	
(b)	Financial Institutions/ Banks	0	0	0	0.00	0.00	0	0.00	
(c)	Central Government/ State Government(s)	0	0	0	0.00	0.00	0	0.00	
(d)	Venture Capital Funds	0	0	0	0.00	0.00	0	0.00	
(e)	Insurance Companies	0	0	0	0.00	0.00	0	0.00	
(f)	Foreign Institutional Investors	0	0	0	0.00	0.00	0	0.00	
(g)	Foreign Venture Capital Investors	0	0	0	0.00	0.00	0	0.00	
(h)	Any Other (specify)	0	0	0	0.00	0.00	0	0.00	
(h-i)	Foreign Nationals	0	0	0	0.00	0.00	0	0.00	
(h-ii)	Non Resident Indians (Repat)	0	0	0	0.00	0.00	0	0.00	
	Non Resident Indians (Non Repat)	0	0	0	0.00	0.00	0	0.00	
	<b>Sub-Total (B)(1)</b>	<b>0</b>	<b>0</b>	<b>0</b>	<b>0.00</b>	<b>0.00</b>		<b>0.00</b>	
<b>B 2</b>	<b>Non-institutions</b>								
(a)	Bodies Corporate	61	56433	50333	1.206	1.206	0	0.00	
(b)	Individuals								
I	Individuals -i. Individual shareholders holding nominal share capital up to Rs 1 lakh	3366	1244952	857145	26.602	26.60		0.00	
II	ii. Individual shareholders holding nominal share capital in excess of Rs. 1 lakh.	13	409321	385321	8.746	8.746		0.00	
(c)	Any Other (specify)								
(c-i)	Clearing Members	6	3016	3016	0.064	0.06		0.00	
(c-ii)	Foreign Nationals								
	Non Resident Indians (Repat)	31	22898	3498	0.49	0.49		0.00	
	Non Resident Indians (Non Repat)	7	4531	4531	0.10	0.10		0.00	
	<b>Sub-Total (B)(2)</b>	<b>3484</b>	<b>1741151</b>	<b>1303844</b>	<b>37.204</b>	<b>37.20</b>		<b>0.00</b>	
<b>(B)</b>	<b>Total Public Shareholding (B)= (B)(1)+(B)(2)</b>	<b>3484</b>	<b>1741151</b>	<b>1303844</b>	<b>37.20</b>	<b>37.20</b>		<b>0.00</b>	
	<b>TOTAL (A)+(B)</b>	<b>3507</b>	<b>4680000</b>	<b>4242693</b>	<b>100.00</b>	<b>100.00</b>		<b>0.00</b>	
<b>(C)</b>	<b>Shares held by Custodians and against which Depository Receipts have been issued</b>								
<b>1</b>	<b>Promoter and Promoter Group</b>	0	0	0	0	0.00		0.00	
<b>2</b>	<b>Public</b>	0	0	0	0	0.00		0.00	
	<b>Sub-Total (C)</b>	<b>0</b>	<b>0</b>	<b>0</b>	<b>0</b>	<b>0</b>	<b>0</b>	<b>0.00</b>	
	<b>GRAND TOTAL (A)+(B)+(C)</b>	<b>3507</b>	<b>4680000</b>	<b>4242693</b>	<b>100.00</b>	<b>100.00</b>	<b>0</b>	<b>0.00</b>	



Sr.No	Notes
1	
2	
3	



*M*

(I)(b) Statement showing holding of securities (including shares, warrants, convertible securities) of persons belonging to the category "Promoter and Promoter Group" (As on 30th September 2013)											Total shares (including underlying shares assuming full conversion of warrants and convertible securities) as a % of diluted share capital
Sr. No.	Name of the shareholder	Details of Shares held		Encumbered shares (*)			Details of warrants		Details of convertible securities		
		Number of shares held	As a % of grand total (A)+(B)+(C)	No.	As a percentage	As a % of grand total (A)+(B)+(C) of sub-clause (I)(a)	Number of warrants held	As a % total number of warrants of the same class	Number of convertible securities held	As a % total number of convertible securities of the same class	
(i)	(ii)	(iii)	(iv)	(v)	(vi)=(v)/(iii)*100	(vii)	(viii)	(ix)	(x)	(xi)	(xii)
1	Vikram Bhupat Sanghani Sanjay Harilal Dhamsania	46356	0.99	0	0.00	0.00	0	0	0	0	0.00
2	Sanjay Harilal Dhamsania & Madhavi Sanjay Dhamsania	580978	12.41	0	0.00	0.00	0	0	0	0	
3	Vikram B Sanghani	573773	12.26								
4	Jay Bhupat Sanghani & Vikram B Sanghani, Bhupat C Sanghani	318049	6.80	0	0.00	0.00	0	0	0	0	
5	Harilal Thakershi Dhamsania & Jamkunverben H Dhamsania	225475	4.82	0	0.00	0.00	0	0	0	0	
6	Bhupat C Sanghani & Jay B Sanghani & Vikram B Sanghani	210031	4.49	0	0.00	0.00	0	0	0	0	
7	Jamkunverben Harilal Dhamsania Harilal Thakershi Dhamsania	180375	3.85	0	0.00	0.00	0	0	0	0	
8	Sanjay Harilal Dhamsania (HUF)	130600	2.79	0	0.00	0.00	0	0	0	0	
9	Harilal Thakershi Dhamsania (HUF)	88400	1.89	0	0.00	0.00	0	0	0	0	
10	Vikram B Sanghani (HUF)	83700	1.79	0	0.00	0.00	0	0	0	0	
11	Pushpaben J Kalaria	60000	1.28	0	0.00	0.00	0	0	0	0	
12	Harsha Rahul Kalaria	60000	1.28	0	0.00	0.00	0	0	0	0	
13	Khyati Shunak Kalaria	60000	1.28	0	0.00	0.00	0	0	0	0	
14	Jayantibhai B. Kalaria (HUF)	50000	1.07	0	0.00	0.00	0	0	0	0	
15	Bina V Sanghani	32600	0.70	0	0.00	0.00	0	0	0	0	
16	Jayantibhai B. Kalaria	30000	0.64	0	0.00	0.00	0	0	0	0	
17	Dev Vikrambhai Sanghani & Vikrambhai Bhupatbhai Sanghani	30000	0.64	0	0.00	0.00	0	0	0	0	
18	Rahul Jayantibhai Kalaria	68656	1.47	0	0.00	0.00	0	0	0	0	
19	Rahul J Kalaria (HUF)	20000	0.43	0	0.00	0.00	0	0	0	0	
20	Shaunak Jayantibhai Kalaria(HUF)	20000	0.43	0	0.00	0.00	0	0	0	0	
21	Shaunak Jayantibhai Kalaria	63756	1.36	0	0.00	0.00	0	0	0	0	
22	Samishaben Ajaykumar Patel	3100	0.07	0	0.00	0.00	0	0	0	0	
23	Madhavi Sanjay Dhamsania	3000	0.06	0	0.00	0.00	0	0	0	0	
<b>TOTAL</b>		<b>2938849</b>	<b>62.80</b>	<b>0.00</b>	<b>0.00</b>	<b>0.00</b>	<b>0.00</b>	<b>0.00</b>	<b>0.00</b>	<b>0.00</b>	

(\*) The term "encumbrance" has the same meaning as assigned to it in regulation 28(3) of the SAST Regulations, 2011




<b>(I)(c)(i) Statement showing holding of securities (including shares, warrants, convertible securities) of persons belonging to the category "Public" and holding more than 1% of the total number of shares</b>								
<b>(As on 30th September, 2013)</b>								
Sr. No.	Name of the shareholder	Number of shares held	Shares as a percentage of total number of shares {i.e., Grand Total (A)+(B)+(C) indicated in Statement at para (I)(a) above}	Details of warrants		Details of convertible securities		Total shares (including underlying shares assuming full conversion of warrants and convertible securities) as a % of diluted share capital
				Number of warrants held	As a % total number of warrants of the same class	Number of convertible securities held	% w.r.t total number of convertible securities of the same class	
1	Pushpa Dinkerbhai Naik	125308	2.68	0	0	0	0	0
				0	0	0	0	0
<b>TOTAL</b>		<b>125308</b>	<b>2.68</b>	<b>0</b>	<b>0</b>	<b>0</b>	<b>0</b>	<b>0</b>



*Handwritten signature*

**(I)(c)(ii) Statement showing holding of securities (including shares, warrants, convertible securities) of persons (together with PAC) belonging to the category "Public" and holding more than 5% of the total number of shares of the company**

(As on 30th September, 2013)								
Sr. No.	Name(s) of the shareholder(s) and the Persons Acting in Concert (PAC) with them	Number of shares	Shares as a percentage of total number of shares (i.e., Grand Total (A)+(B)+(C) indicated in Statement at para (I)(a) above)	Details of warrants		Details of convertible securities		Total shares (including underlying shares assuming full conversion of warrants and convertible securities) as a % of diluted share capital
				Number of warrants	As a % total number of warrants of the same class	Number of convertible securities held	% w.r.t total number of convertible securities of the same class	
<b>NOT APPLICABLE</b>								
<b>TOTAL</b>		0	0.00	0	0	0	0	0



(I)(d) Statement showing details of locked-in shares			(As on 30th September 2013)
Sr. No.	Name of the shareholder	Number of locked-in shares	Locked-in shares as a percentage of total number of shares (i.e., Grand Total (A)+(B)+(C) indicated in Statement at para (I)(a) above)
NOT APPLICABLE			
<b>TOTAL</b>		<b>0</b>	<b>0</b>



*[Handwritten signature]*



(II)(a) Statement showing details of Depository Receipts (DRs)			
Sr. No.	Type of outstanding DR (ADRs, GDRs, SDRs, etc.)	Number of outstanding DRs	Number of shares underlying outstanding DRs
NOT APPLICABLE			
<b>TOTAL</b>		<b>0</b>	<b>0</b>

(As on 30th September, 2013)  
 Shares underlying outstanding DRs as a  
 percentage of total number of shares  
 (i.e., Grand Total (A)+(B)+(C) indicated  
 in Statement at para (I)(a) above)



<b>(II)(b) Statement showing holding of Depository Receipts (DRs), where underlying shares held by "promoter/promoter group" are in excess of 1% of the total number of shares</b>				
			(As on 30th September 2013)	
Sr. No.	Name of the DR Holder	Type of outstanding DR (ADRs, GDRs, SDRs, etc.)	Number of shares underlying outstanding DRs	Shares underlying outstanding DRs as a percentage of total number of shares (i.e., Grand Total (A)+(B)+(C) indicated in Statement at para (I)(a) above)
NOT APPLICABLE				
<b>TOTAL</b>			<b>0</b>	<b>0</b>



*Handwritten signature/initials*