

ACE SOFTWARE EXPORTS LTD.

801, "Everest", Opp. Shashtri Maidan, Rajkot - 360 001 (Guj.)
Phone : 0281-2226097 Fax : 2232918 Email : investorinfo@acesoftex.com

Ref: acesoftware/BSE/ clause35/shareholdingpattern/June 2012
Asel\010\2012-13

July 18, 2012

To,
The Department of Corporate Services,
The Bombay stock Exchange Ltd.,
Phiroz Jeejeebhoy Towers,
Dalal Street,
Mumbai - 400 001.

ATTN:- The Department of Corporate Services

Sub.:- Submission of shareholding pattern as on 30th June, 2012

Dear Sir,

With reference to the above subject, we are enclosing herewith the Shareholding pattern for the quarter ended on 30th June, 2012.

Please take the same on your records.

Thanking you,

Yours faithfully,

For, ACE SOFTWARE EXPORTS LIMITED,


(VIKRAM SANGHANI)
Jt. Managing Director



RLAD RAJKOT HD <360001>
C RG308446137IN
Counter No:3, CP-Codes:JFV
To: THE CORPO, BSE ST EX
MUMBAI, PIN:400023



Wt: 54grams,
Amt: 35.00 , 18/07/2012 , 15:00
<<Have a nice day>>

Introductory sub-table (I)(a)

Name of the Company : ACE SOFTWARE EXPORTS LIMITED

Scrip Code, Name of the scrip, class of security : 531525

Quarter ended : 30th JUNE 2012


Partly paid-up shares:-	No. of partly paid-up shares	As a % of total no. of partly paid-up shares	As a % of total no. of shares of the company
Held by promoter/promoter group	0	0	0
Held by public	0	0	0
	0		
Total - D	0	0	0
Outstanding convertible securities:-	No. of outstanding securities	As a % of total no. of outstanding convertible securities	As a % of total no. of shares of the company, assuming full conversion of the convertible securities
Held by promoter/promoter group	0	0	0
Held by public	0	0	0
Total - E	0	0	0
Warrants:-	No. of warrants	As a % of total no. of warrants	As a % of total no. of shares of the company, assuming full conversion of warrants
Held by promoter/promoter group	0	0	0
Held by public	0	0	0
Total - F	0	0	0
Total paid-up capital of the company, assuming full conversion of warrants and convertible securities	4680000	0	0

ML




Statement Showing Shareholding Pattern : Ace Software Exports Ltd.

Category code	Category of Shareholder	Table (I)(a)			As on 30th JUNE 2012		Shares Pledged or otherwise encumbered	As a percentage of total number of shares
		Number of Shareholders	Total number of shares	Number of shares held in dematerialized form	As a percentage of (A+B)	As a percentage of (A+B+C)		
(I)	(II)	(III)	(IV)	(V)	(VI)	(VII)	(VIII)	(IX) = (VIII)/(IV)*100
(A)	Shareholding of Promoter and							
1	Indian							
(a)	Individuals/ Hindu Undivided Family	25	2892564	2892564	61.81	61.81	0	0.00
(b)	Central Government/ State Government(s)	0	0	0	0.00	0.00	0	0.00
(c)	Bodies Corporate	0	0	0	0.00	0.00	0	0.00
(d)	Financial Institutions/ Banks	0	0	0	0.00	0.00	0	0.00
(e)	Any Others(Specify)	0	0	0	0.00	0.00	0	0.00
(e-i)					0.00	0.00	0	0.00
(e-ii)					0.00	0.00	0	0.00
	Sub Total(A)(1)	25	2892564	2892564	61.81	61.81	0	0.00
2	Foreign							
a	Individuals (Non-Residents Individuals/ Foreign Individuals)	0	0	0	0.00	0.00	0	0.00
b	Bodies Corporate	0	0	0	0.00	0.00	0	0.00
c	Institutions	0	0	0	0.00	0.00	0	0.00
d	Any Others(Specify)	0	0	0	0.00	0.00	0	0.00
d-i								0.00
d-ii								0.00
	Sub Total(A)(2)	0	0	0	0.00	0.00	0	0.00
	Total Shareholding of Promoter and	25	2892564	2892564	61.81	61.81	0	0.00
(B)	Public shareholding							
1	Institutions	0	0	0	0.00	0.00	0	0.00
(a)	Mutual Funds/ UTI	0	0	0	0.00	0.00	0	0.00
(b)	Financial Institutions / Banks	0	0	0	0.00	0.00	0	0.00
(c)	Central Government/ State Government(s)	0	0	0	0.00	0.00	0	0.00
(d)	Venture Capital Funds	0	0	0	0.00	0.00	0	0.00
(e)	Insurance Companies	0	0	0	0.00	0.00	0	0.00
(f)	Foreign Institutional Investors	0	0	0	0.00	0.00	0	0.00
(g)	Foreign Venture Capital Investors	0	0	0	0.00	0.00	0	0.00
(h)	Any Other (specify)	0	0	0	0.00	0.00	0	0.00
(h-i)	Foreign Nationals	0	0	0	0.00	0.00	0	0.00
(h-ii)	Non Resident Indians (Repat)	0	0	0	0.00	0.00	0	0.00
	Non Resident Indians (Non Repat)	0	0	0	0.00	0.00	0	0.00
	Sub-Total (B)(1)	0	0	0	0.00	0.00	0	0.00
B 2	Non-institutions							
(a)	Bodies Corporate	60	50803	44703	1.09	1.086	0	0.00
(b)	Individuals							
I	Individuals -i. Individual shareholders holding nominal share capital up to Rs 1 lakh	3450	1294300	901493	27.66	27.66		0.00
II	ii. Individual shareholders holding nominal share capital in excess of Rs. 1 lakh.	13	408895	384895	8.74	8.74		0.00
(c)	Any Other (specify)							0.00
(c-i)	Clearing Members	7	4079	4079	0.09	0.09		0.00
(c-ii)	Foreign Nationals							
	Non Resident Indians (Repat)	34	24698	3598	0.53	0.53		0.00
	Non Resident Indians (Non Repat)	8	4661	4661	0.10	0.10		0.00
	Sub-Total (B)(2)	3572	1787436	1343429	38.19	38.19		0.00
(B)	Total Public Shareholding (B)= (B)(1)+(B)(2)	3572	1787436	1343429	38.19	38.19		0.00
	TOTAL (A)+(B)	3597	4680000	4235993	100.00	100.00		0.00
(C)	Shares held by Custodians and against which Depository Receipts have been issued							
1	Promoter and Promoter Group	0	0	0	0	0.00		0.00
2	Public	0	0	0	0	0.00		0.00
	Sub-Total (C)	0	0	0	0	0	0	0
	GRAND TOTAL (A)+(B)+(C)	3597	4680000	4235993	100.00	100.00	0	0.00



Sr.No	Notes
1	
2	
3	



Handwritten signature or initials



(I)(b) Statement showing holding of securities (including shares, warrants, convertible securities) of persons belonging to the category "Promoter and Promoter Group"
(As on 30th June 2012)


Sr. No.	Name of the shareholder	Details of Shares held		Encumbered shares (*)			Details of warrants		Details of convertible securities		Total shares (including underlying shares assuming full conversion of warrants and convertible)
		Number of shares held	As a % of grand total (A)+(B)+(C)	No.	As a percentage	As a % of grand total (A)+(B)+(C) of sub-clause (I)(a)	Number of warrants held	As a % total number of warrants of the same class	Number of convertible securities held	As a % total number of convertible securities of the same class	
(i)	(ii)	(iii)	(iv)	(v)	(vi)=(v)/(iii)*100	(vii)	(viii)	(ix)	(x)	(xi)	(xii)
1	Vikram B Sanghani & Sanjay Harilal Dhamsania & Rahul J Kalaria	390000	8.33	0	0.00	0.00	0	0	0	0	
2	Jay Harilal Dhamsania & Madhavi Sanjay Dhamsania	367700	7.86	0	0.00	0.00	0	0	0	0	
3	Vikram B Sanghani	348775									
4	Jay Bhupat Sanghani & Vikram B Sanghani, Bhupat C Sanghani	269300	5.75	0	0.00	0.00	0	0	0	0	
5	Vikram Bhupat Sanghani Sanjay Harilal Dhamsania	219439									
6	Harilal Thakershi Dhamsania & Jamkunverben H Dhamsania	201100	4.30	0	0.00	0.00	0	0	0	0	
7	Bhupat C Sanghani & Jay B Sanghani & Vikram B Sanghani	191750	4.10	0	0.00	0.00	0	0	0	0	
8	Jamkunverben Harilal Dhamsania Harilal Thakershi Dhamsania	156000	3.33	0	0.00	0.00	0	0	0	0	
9	Sanjay Harilal Dhamsania	130600	2.79	0	0.00	0.00	0	0	0	0	
10	Harilal Thakershi Dhamsania	88400	1.89	0	0.00	0.00	0	0	0	0	
11	Vikram B Sanghani HUF	83700	1.79	0	0.00	0.00	0	0	0	0	
12	Pushpaben J Kalaria	60000	1.28	0	0.00	0.00	0	0	0	0	
13	Harsha Rahul Kalaria	60000	1.28	0	0.00	0.00	0	0	0	0	
14	Khyati Shunak Kalaria	60000	1.28	0	0.00	0.00	0	0	0	0	
15	Jayantibhai B. Kalaria (HUF)	50000	1.07	0	0.00	0.00	0	0	0	0	
16	Bina V Sanghani	32600	0.70	0	0.00	0.00	0	0	0	0	
17	Jayantibhai B. Kalaria	30000	0.64	0	0.00	0.00	0	0	0	0	
18	Vikrambhai Sanghani & Vikrambhai Bhupatbhai Sanghani	30000	0.64	0	0.00	0.00	0	0	0	0	
19	Dev Vikrambhai Sanghani & Vikrambhai Bhupatbhai Sanghani	30000	0.64	0	0.00	0.00	0	0	0	0	
20	Rahul Jayantibhai Kalaria	26000	0.56	0	0.00	0.00	0	0	0	0	
21	Rahul J Kalaria (HUF)	20000	0.43	0	0.00	0.00	0	0	0	0	
22	Shaunak Jayantibhai Kalaria(HUF)	20000	0.43	0	0.00	0.00	0	0	0	0	
23	Shaunak Jayantibhai Kalaria	21100	0.45	0	0.00	0.00	0	0	0	0	
24	Samishaben Ajaykumar Patel	3100	0.07	0	0.00	0.00	0	0	0	0	
25	Madhavi Sanjay Dhamsania	3000	0.06	0	0.00	0.00	0	0	0	0	
TOTAL		2892564	61.81	0.00	0.00	0.00	0.00	0.00	0.00	0.00	0.00

(*) The term "encumbrance" has the same meaning as assigned to it in regulation 28(3) of the SAST Regulations, 2011

(I)(c)(i) Statement showing holding of securities (including shares, warrants, convertible securities) of persons belonging to the category "Public" and holding more than 1% of the total number of shares (As on 30th June, 2012)

Sr. No.	Name of the shareholder	Number of shares held	Shares as a percentage of total number of shares {i.e., Grand Total (A)+(B)+(C) indicated in Statement at para (I)(a) above}	Details of warrants		Details of convertible securities		Total shares (including underlying shares assuming full conversion of warrants and convertible securities) as a % of diluted share capital
				Number of warrants held	As a % total number of warrants of the same class	Number of convertible securities held	% w.r.t total number of convertible securities of the same class	
1	Pushpa Dinkerbhai Naik	125308	2.68	0	0	0	0	0
				0	0	0	0	0
TOTAL		125308	2.68	0	0	0	0	0

Handwritten signature



(I)(c)(i) Statement showing holding of securities (including shares, warrants, convertible securities) of persons belonging to the category "Public" and holding more than 1% of the total number of shares (As on 30th June, 2012)

Sr. No.	Name of the shareholder	Number of shares held	Shares as a percentage of total number of shares {i.e., Grand Total (A)+(B)+(C) indicated in Statement at para (I)(a) above}	Details of warrants		Details of convertible securities		Total shares (including underlying shares assuming full conversion of warrants and convertible securities) as a % of diluted share capital
				Number of warrants held	As a % total number of warrants of the same class	Number of convertible securities held	% w.r.t total number of convertible securities of the same class	
1	Pushpa Dinkerbhai Naik	125308	2.68	0	0	0	0	0
				0	0	0	0	0
TOTAL		125308	2.68	0	0	0	0	0

Handwritten signature



(I)(c)(ii) Statement showing holding of securities (including shares, warrants, convertible securities) of persons (together with PAC) belonging to the category "Public" and holding more than 5% of the total number of shares of the company

Sr. No.	Name(s) of the shareholder(s) and the Persons Acting in Concert (PAC) with them	Number of shares	Shares as a percentage of total number of shares {i.e., Grand Total (A)+(B)+(C) indicated in Statement at para (I)(a) above}	Details of warrants		Details of convertible securities		Total shares (including underlying shares assuming full conversion of warrants and convertible securities) as a % of diluted share capital
				Number of warrants	As a % total number of warrants of the same class	Number of convertible securities held	% w.r.t total number of convertible securities of the same class	
NOT APPLICABLE								
TOTAL		0	0.00	0	0	0	0	0

[Handwritten signature]



(I)(d) Statement showing details of locked-in shares

Sr. No.	Name of the shareholder	Number of locked-in shares	Locked-in shares as a percentage of total number of shares (i.e., Grand Total (A)+(B)+(C) indicated in Statement at para (I)(a) above)
NOT APPLICABLE			
TOTAL		0	0

Handwritten signature



(II)(a) Statement showing details of Depository Receipts (DRs)

Sr. No.	Type of outstanding DR (ADRs, GDRs, SDRs, etc.)	Number of outstanding DRs	Number of shares underlying outstanding DRs	Shares underlying outstanding DRs as a percentage of total number of shares {i.e., Grand Total (A)+(B)+(C) indicated in Statement at para (I)(a) above}
NOT APPLICABLE				
TOTAL		0	0	0



(II)(b) Statement showing holding of Depository Receipts (DRs), where underlying shares held by "promoter/promoter group" are in excess of 1% of the total number of shares

Sr. No.	Name of the DR Holder	Type of outstanding DR (ADRs, GDRs, SDRs, etc.)	Number of shares underlying outstanding DRs	Shares underlying outstanding DRs as a percentage of total number of shares (i.e., Grand Total (A)+(B)+(C) indicated in Statement at para (I)(a) above)
NOT APPLICABLE				
TOTAL		0	0	0

[Handwritten signature]

